YEAR 11 PREPARING FOR GCSE EXAMS

English and Literature



EXAM CONTENT: LANGUAGE

PAPER 1: EXAM

1 hour 45 minutes (80 marks)

Section A: Reading – one literary text:
1 hour - 40 marks
Read one text from either the 20th or 21st century and answer 4 questions to demonstrate the following skills:

- ***locate information in a text & make inferences,***
- ***analyse language devices***
- ***analyse structure,***
- ***critically evaluate a text***

.

Section B: Writing: 45 minutes - 40 marks
One creative writing task: *40 marks*
24/40 marks for content and organization
16/40 marks awarded for spelling, punctuation and grammar.

PAPER 2: EXAM

1 hour 45 minutes (80 marks)

Section A: Reading - two texts expressing a viewpoint:
1 hour - 40 marks
You will be asked to read two texts from either the 19th, 20th or 21st century and answer 4 questions to demonstrate the following skills:

- ***recognise true statements based on the text,***
- ***summarise texts, comparing content***
- ***analyse language devices,***
- ***compare writers' ideas and perspectives***

Section B: Writing: 45 minutes - 40 marks
One writing task: *40 marks- Writing to present a viewpoint.*
24/40 marks for content and organization
16/40 marks awarded for spelling, punctuation and grammar

AQA – pre-exam information: the paper 2 writing task will be to write a news article

EXAM CONTENT: LITERATURE

Paper 1 - 1 hours 45 minutes

Shakespeare – 30 marks

+ 4 marks for SPAG

Pupils answer one question based on the text studied in class: **Romeo and Juliet**

19th Century Novel - 30 marks

Pupils answer one question based on the text studied in class:

A Christmas Carol by Charles Dickens

or

The Strange Case of Dr Jekyll and Mr Hyde by Robert Louis Stevenson

Paper 2 – 2 hrs 15mins

Modern Drama –30 marks

+ 4 marks for SPAG

Pupils answer one question based on the text studied in class:

An Inspector Calls by J B Priestley

or

Blood Brothers by Willy Russell

Poetry

Conflict Poetry – 30 marks

Pupils answer one comparison question on a poem studied in class from the conflict cluster

Unseen Poetry – part 1 - 24 marks

Pupils answer one question based on a poem not previously studied

Unseen poetry – part 2 - 8 marks

Comparison

So that seems like a lot…

How can I make sure I'm prepared and well-revised?

Buy Revision Guides – and use them!

Through Parent Mail app, revision guides can be purchased for all elements of language and literature course.

You don't need them all!

One language (either 5-9 or 7-9), one 19th Century Novel (either Jekyll OR Christmas Carol), one Modern Play (either Blood Brother OR Inspector Calls) depending on set and ability.

Conflict Poetry AND Romeo & Juliet.

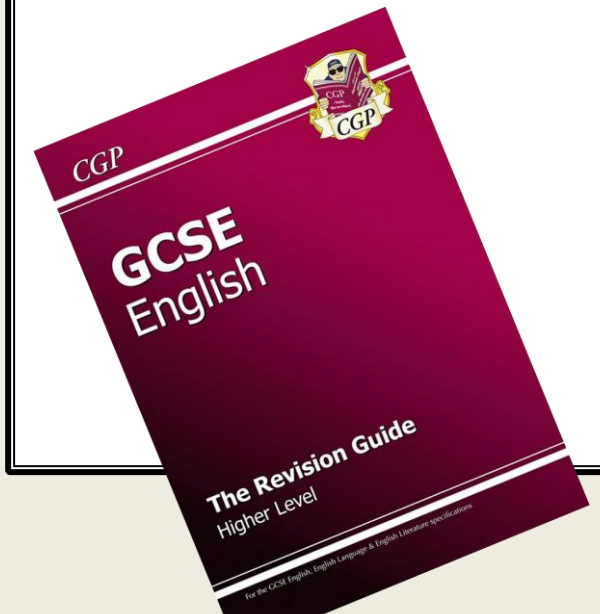

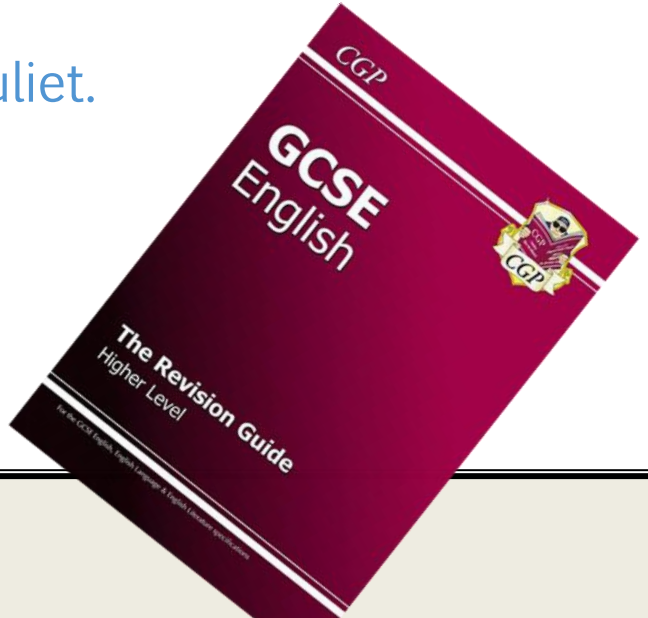

Review Targets

Read your teacher's comments on previous assessments.
Make sure you understand the targets set.

Practice, practice, practice!

Find specimen exam questions. Have a go at answering them, and then check yourself against the mark schemes
You could even try writing different openings for stories, or non-fiction writing from a point of view, giving your opinion on a particular topic.

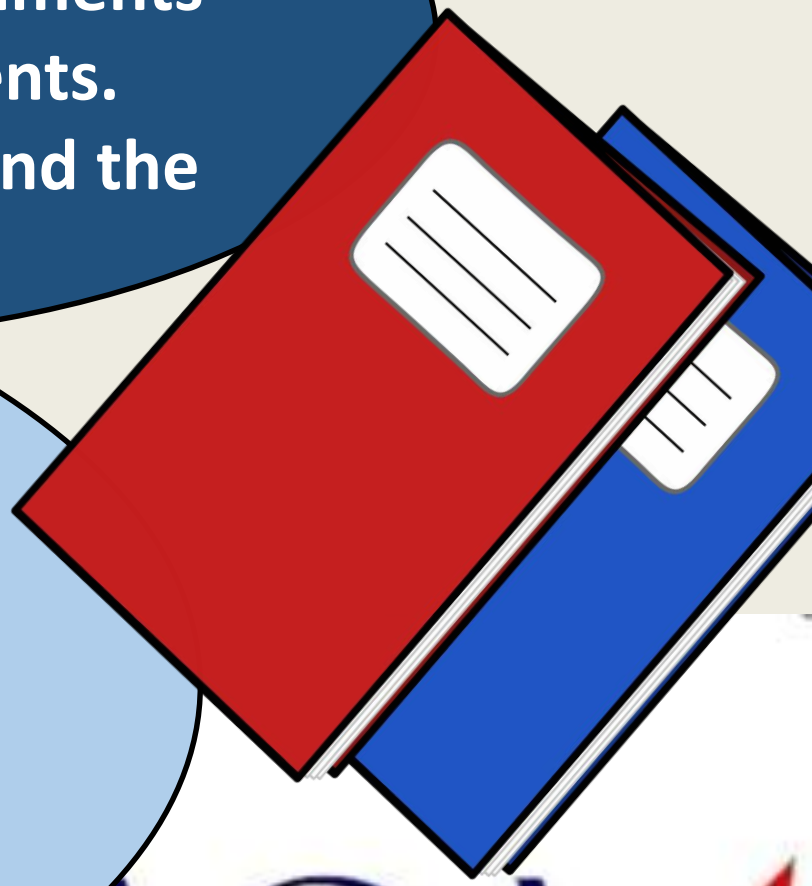

AQA

Re-read the texts

you have studied, or watch productions/ film versions of them to remind yourself of the plots, characters and themes.

Create mind maps

for each of the texts studied. These help to organize your knowledge.

Using images to help you remember key quotes and colours to group ideas with help to create a visual memory of the information

Use YouTube and online revision resources

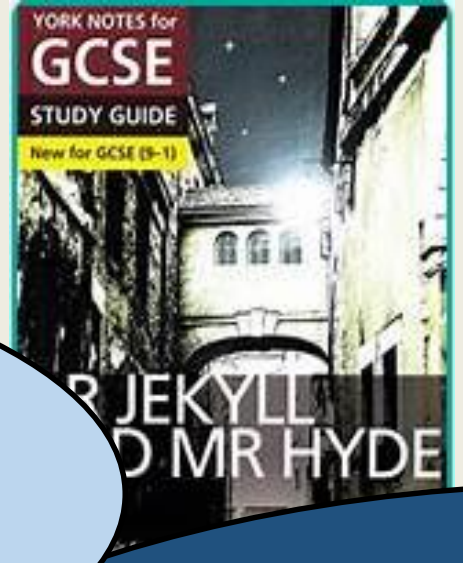



YOUTUBE TUTORIALS

There are thousands of videos based on the English Literature exams—just make sure you are watching the right exam board and specification. Ours is AQA. Mr Bruff is a great starting point; as is AQA's own channel. Just search for the area you need.

Use SIMs App

Check the homework platforms regularly.

Your teachers will be uploading useful revision resources throughout the year, setting homework that will support the exam preparation completed in class.

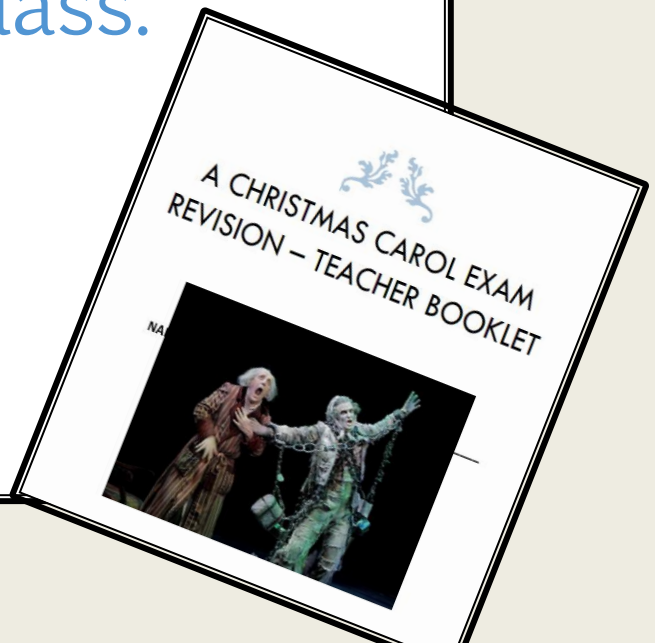

Preparing for exams doesn't have to be like this…

What can students do at home to boost their language, vocabulary and communication skills?

Read news articles on current affairs.

Try to identify how language is used for effect

Practise writing news articles

Giving your opinions about what you have read.

SOCIAL MEDIA ILLS

Protecting children

y KOPANO MONAHENG

DDAY'S children have ac- s to an amount of infor- on that was impossible agine even two decades

a Truscott, founder of e, said smart devices are children's lives today. y spend much of their exting on social media ke Facebook, Instagram, chat and Twitter.

o it is important that par- s are aware of the dangers at go with children being on social media platforms.

"Too much freedom and ig- nor on the part of parents lted in children becom- lnerable to cyber bully- and cybercrime."

Mzansi is one of the riskiest countries when it comes to chil- dren and cybercrime, accord- ing the World Eco- nom

"wo inci- dent action of chil ers from sh es in oria east went viral."

What should parents do? Is there a way to protect our chil- dren from the dangers that come with these devices?

Double accounts

If your older child is on social media, keep their account on your phone so that you have in- stant access to chats and posts.

Check privacy settings

Always set your child's social media profiles to private.

Instal filters

Control unwanted content and apps by investing in software that allows you to selectively filter what your children see.

Watch WhatsApp

Much cyberbullying happens on WhatsApp. You can use the WhatsApp web/desktop appli- cation to track your child's his- tory and messages.

Teach them about safety

Teach your child that the "stranger danger" rule applies online as it does in the real world.

"Remind them to never give out any personal information like a phone number, home ad- dress or anything private over social media."

Kids love being online but they are exposed to dangers there. *Photo by Kopano Monaheng*

Create a glossary of terminology

Write definitions of words like ‘simile’, ‘metaphor’ and ‘personification’ - and challenge yourself to create examples.

Then put the glossaries into practise!

How can parents support with exam preparation?

A range of revision guides are available to order on Parent Mail. £4 each.

Provide a work space – a comfortable, quiet place to study, conducive to learning.

Ensure your child attends Period 7 regularly.

Monitor your child's Sims homework account and check they are completing the work set on time.

Encourage your child to read broadsheet newspapers, watch the evening news and keep up-to-date with contemporary documentaries in preparation for the Paper 2 writing task.

Ensure your child's attendance does not dip below the expected 95%

Keep in touch with school. If you have any concerns about your child's progress, please contact the English department.

Your child will make revision flashcards in school.
Test them regularly on the key quotations.

Encourage your child to read fictional texts at home. This will help them to develop their vocabulary.

Mnemoics

Make a list of what you need to know.
Take the first letter of each sentence and make these into a word.
Eg. AFOREST

Duel Code

Use images to help you remember.
Put everything you need to know into a picture then label it.
Eg. Mrs Johnstone's house in Blood Brothers

Flashcards

Flashcards are a revision strategy that can be created and then used again as you test your understanding.
Try putting a quote on on one side and key information about it on the other: methods, meaning & context.

Useful websites:

GCSE English Language - AQA - BBC Bitesize
https://www.bbc.co.uk/bitesize/examspecs/zcbchv4

Easy-to-understand homework and revision materials for your GCSE English Language AQA '9-1' studies and exams.

https://www.aqa.org.uk/subjects/english/gcse

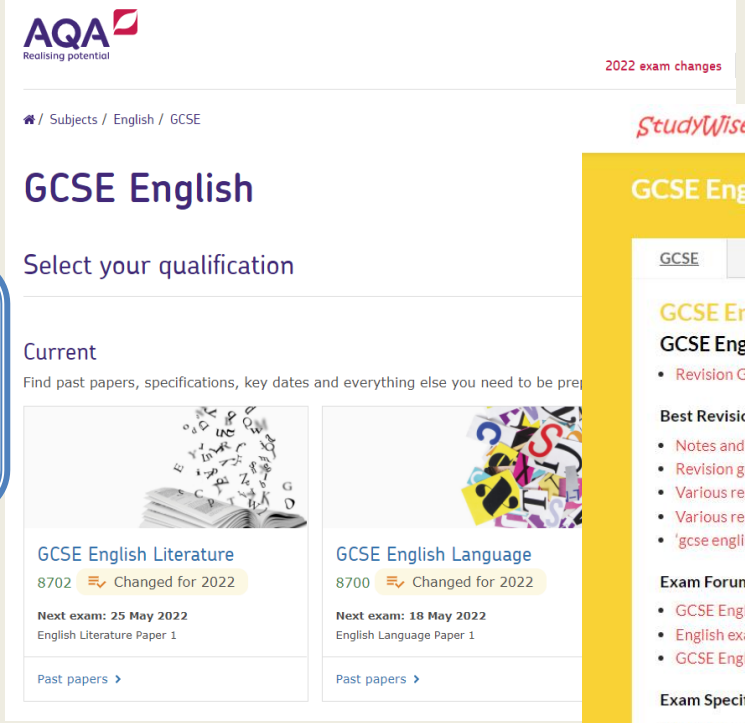

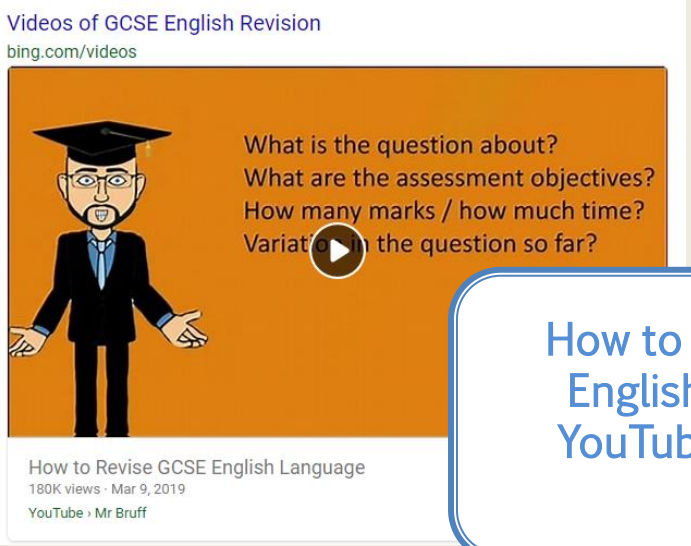

How to Revise GCSE English Language YouTube - Mr Bruff

GCSE English Language Revision - StudyWise
https://studywise.co.uk/gcse-revision/english-language

GCSE English Language Revision GCSE AQA Edexcel OCR GCSE English Language Revision GCSE English Language Revision Notes Revision Guide: Notes, Tips and Exam Breakdown