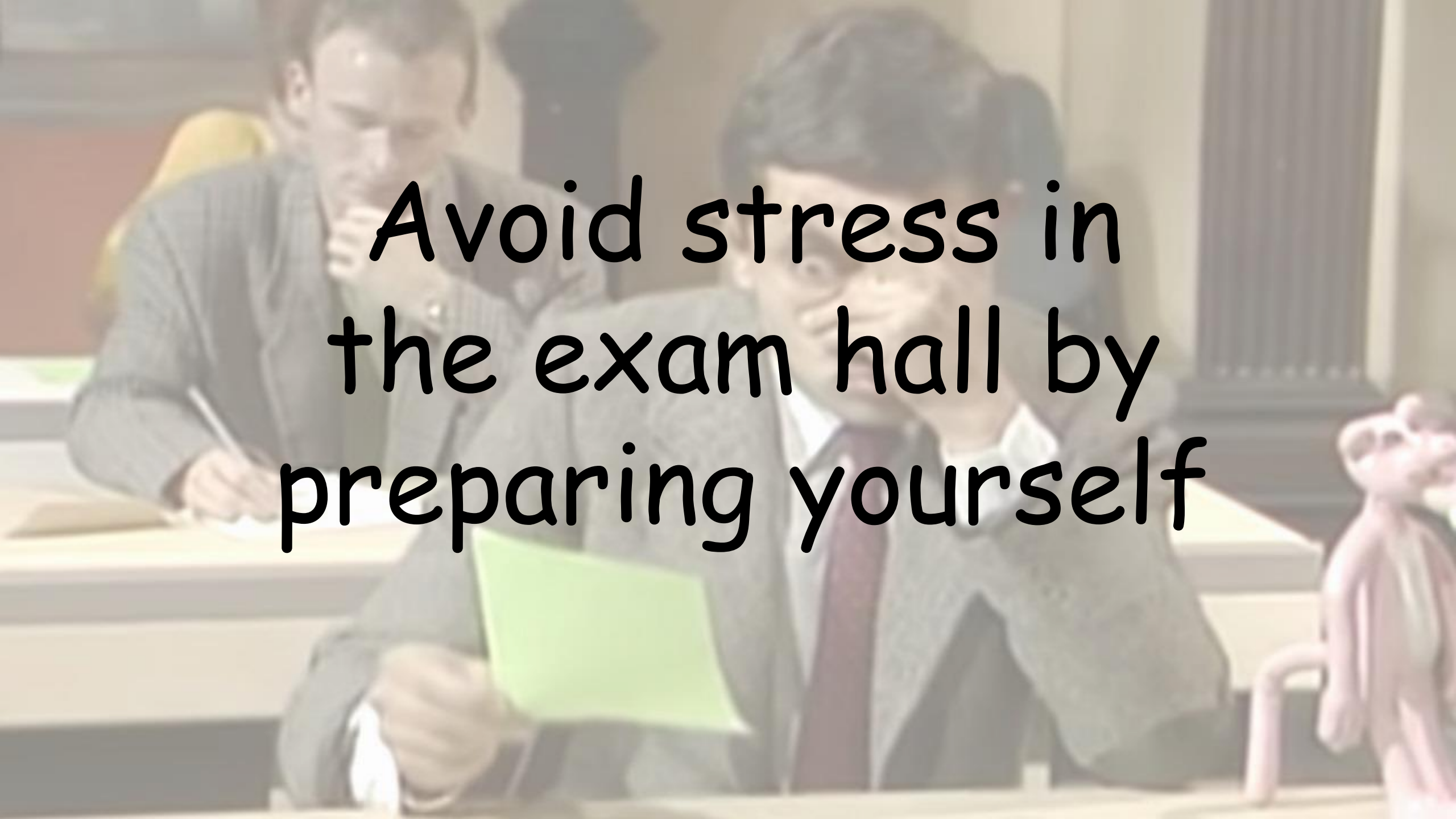
A large, empty classroom with rows of desks and chairs, overlaid with the text "Are you ready for your mock exams?". The classroom is filled with rows of light-colored wooden desks and black chairs, arranged in a grid pattern. In the background, there are whiteboards and some equipment on a table. The text is written in a large, dark blue, sans-serif font, centered over the middle of the image.

Are you ready
for your mock
exams?

The background image shows two men in grey suits and ties sitting at wooden desks in what appears to be an exam hall. The man in the foreground is looking down at a green folder he is holding, with a stressed expression. The man in the background is also looking down, holding a pen over a piece of paper. The scene is dimly lit, and the overall tone is one of anxiety or pressure.

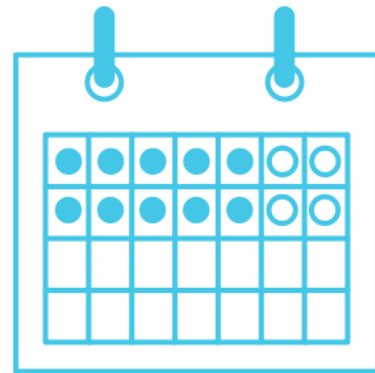
Avoid stress in
the exam hall by
preparing yourself

Strategies





Start planning early for exams, and set aside a little bit of time every day. Five hours spread out over two weeks is better than the same five hours all at once.



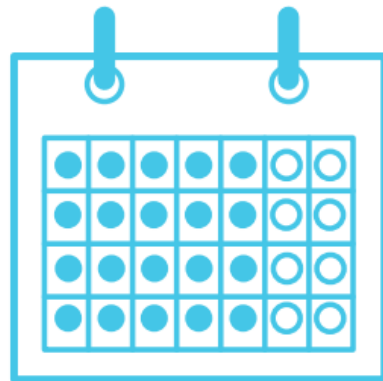
What does this look like?

WEEKLY REVISION PLANNER

TIME	MONDAY	TUESDAY	WEDNESDAY	THURSDAY	FRIDAY	TIME	SATURDAY	SUNDAY
8:30AM -4PM	SCHOOL	SCHOOL	SCHOOL	SCHOOL	SCHOOL	9AM- 10AM	BREAKFAST/ SHOWER	BREAKFAST/ SHOWER
4PM- 5PM	HOMEWORK	TV/ GAMING/ SOCIAL MEDIA	HOMEWORK	TV/ GAMING/ SOCIAL MEDIA	HOMEWORK	10AM- 11AM	REVISION - ENGLISH	REVISION - SCIENCE
5PM- 6PM	DINNER	DINNER	DINNER	DINNER	DINNER	11AM- 1PM	SEEING FRIENDS/ LUNCH	SPORT/ LUNCH
6PM- 7PM	REVISION - GEOGRAPHY	HOMEWORK	REVISION - HISTORY	REVISION - FRENCH	REVISION - SCIENCE	1PM- 3PM	REVISION - MATHS	REVISION - FLASH CARDS
7PM- 8PM	REVISION - MATHS	REVISION - ENGLISH	FREE TIME	HOMEWORK	FREE TIME	3PM- 5PM	OUT WITH FAMILY	SPORT/ TV/ GAMING
8PM- 9PM	FREE TIME/ SHOWER	FREE TIME/ SHOWER	FREE TIME/ SHOWER	FREE TIME/ SHOWER	FREE TIME/ SHOWER	6PM- 8PM	DINNER/ FREE TIME	DINNER/ FREE TIME



Take as many practice tests as you can get your hands on. If you don't have ready-made tests, try making your own and trading with a friend who has done the same.



What does this look like?

Averages from Frequency tables

Score	Frequency
2	8
3	3
4	5
5	4

Range =
mode =
median =
mean =

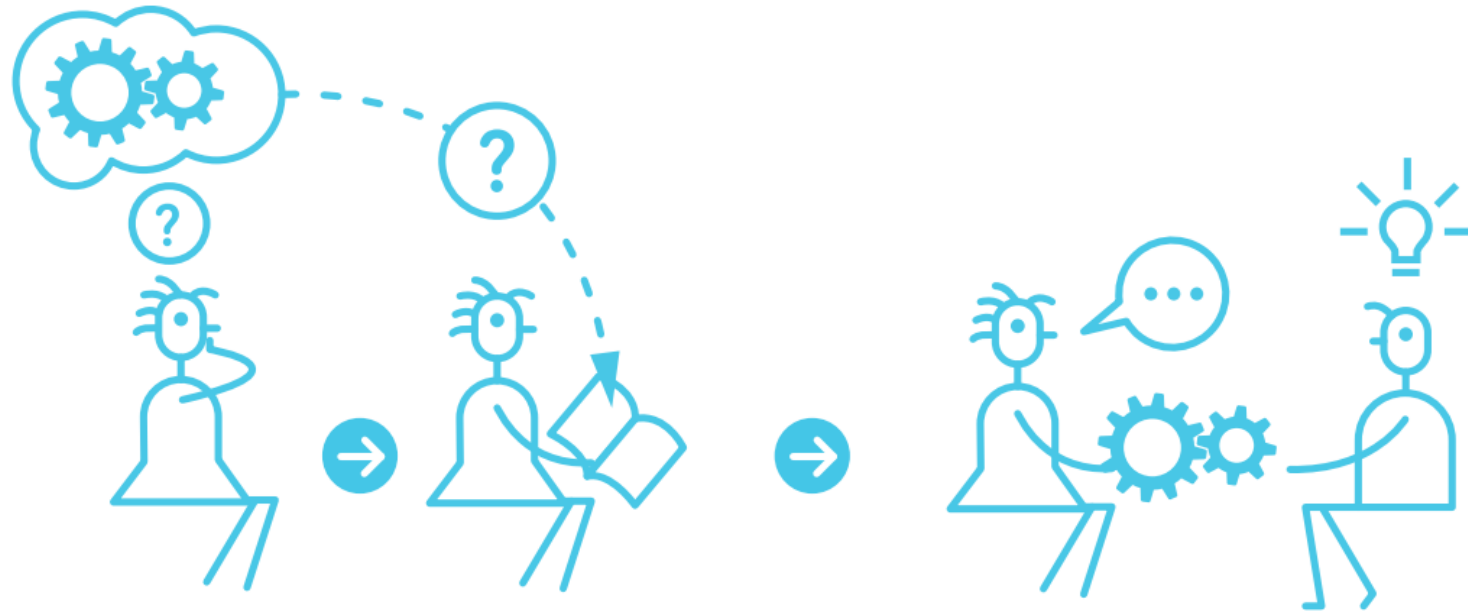
Score	Frequency
2	8
3	3
4	5
5	4

Range = high - lowest = $5 - 2 = 3$
mode = most frequent = 2 (there are 8, 2s)
median = middle 20 = 10th / 11th = 3
mean = find totals = $\frac{65}{20} = 3.25$
Frequency $\uparrow \div 2$ then $\div 10$

note: all these refer to the score



Ask yourself questions while you are studying about how things work and why, and then find the answers in your class materials and discuss them with your classmates.





Switch between ideas during a study session. Don't study one idea for too long.

TOPIC
A



TOPIC
B




TOPIC
C





Collect examples your teacher has used, and look in your class materials for as many examples as you can find.

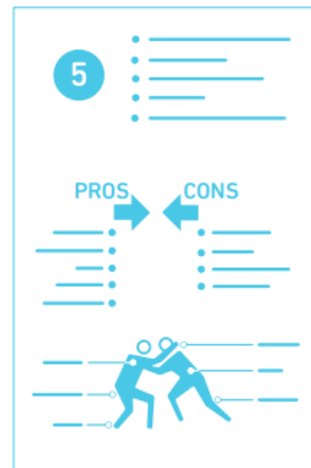




Try to come up with different ways to represent the information visually, for example an infographic, a timeline, a cartoon strip, or a diagram of parts that work together.



INFOGRAPHIC



DIAGRAM



CARTOON STRIP

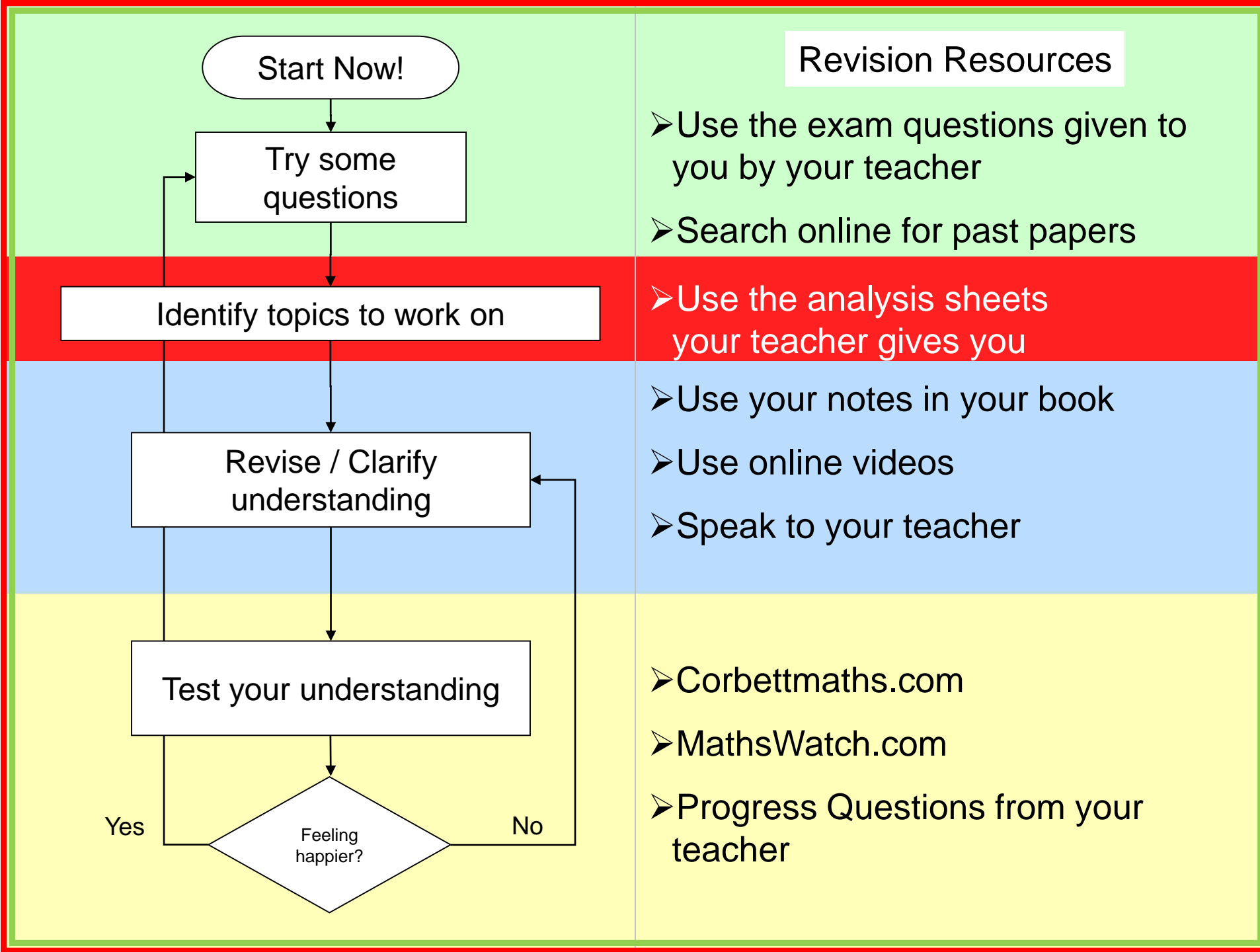


GRAPHIC ORGANIZER



TIMELINE





MathsWatch



Sign In

Username

Password

[Forgot Password?](#)

[View Demo](#)

[Sign In](#)

Or sign in with...



Wonde



Google



Microsoft

Corbett Maths



Corbettmaths

[Welcome](#)[Videos and Worksheets](#)[Primary](#)[5-a-day ▾](#)[More ▾](#)[Revision Cards](#)[Books](#)

Welcome

5-a-day

Videos

Worksheets



Corbettmaths Revision Cards

GCSE Higher or
GCSE Foundation

GCSE Revision Cards

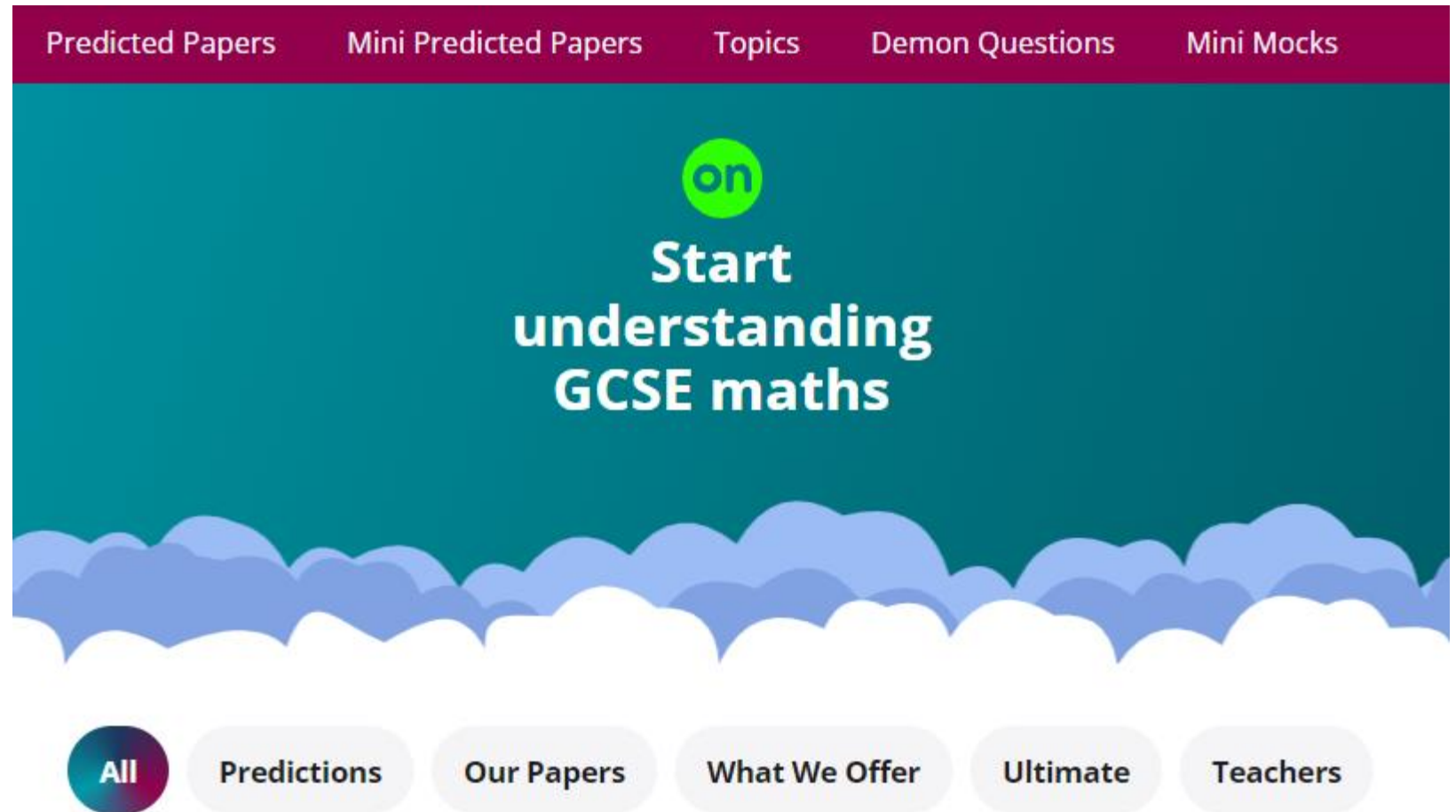
Available for GCSE Higher or Foundation Tier



5-a-day Workbooks



OnMaths



A group of diverse students are shown from the chest up, celebrating enthusiastically. They are holding white sheets of paper high in the air with both hands, and their faces are lit up with joy and excitement. The background is a soft-focus outdoor setting with green trees and a hint of a building. The overall mood is one of triumph and achievement.

**"There is no good
luck, its about good
preparation"**

Tutoring

Live maths tutors just a click away

On-demand, engaging maths lessons that make improving grades and confidence in maths fun.

Try Eedi - it's free!

No credit card needed for trial

I= Eedi



Rachel

Let's get started with today's topic



Play ►

See how Eedi can improve grades and confidence



**Complete
Mathematics
TUTOR**

The personalised maths TUTOR for all

All the benefits of 1-to-1 tuition at a fraction of the cost?
Complete Mathematics TUTOR is there 24-7 to help every pupil
and every student succeed in mathematics.